



BHMS

Grades 6-12
Fall 2023



Summary

Topic Description	Results	Comparison
Emotion Regulation How well students regulate their emotions.	47% ▼1 since last survey	48% Washington Township Public Schools (NJ)
Grit How well students are able to persevere through setbacks to achieve important long-term goals.	56% ▼1 since last survey	55% Washington Township Public Schools (NJ)
Growth Mindset Student perceptions of whether they have the potential to change those factors that are central to their performance in school.	51% 0 since last survey	50% Washington Township Public Schools (NJ)
Self-Efficacy How much students believe they can succeed in achieving academic outcomes.	54% ▲3 since last survey	47% Washington Township Public Schools (NJ)
Self-Management How well students manage their emotions, thoughts, and behaviors in different situations.	74% ▲1 since last survey	72% Washington Township Public Schools (NJ)
Social Awareness How well students consider the perspectives of others and empathize with them.	67% ▲1 since last survey	65% Washington Township Public Schools (NJ)
Social Perspective-Taking The extent to which students consider the perspectives of their teachers.	54% ▲2 since last survey	49% Washington Township Public Schools (NJ)

456 responses



Emotion Regulation

Your average

47%

456 responses

Change

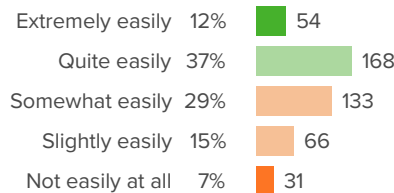
▼ 1

since last survey

District average: **48%** Washington Township Public Schools (NJ)

How did people respond?

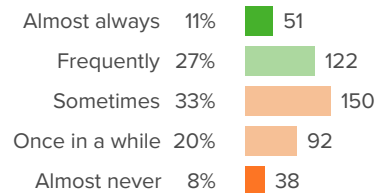
Q.1: When you are feeling pressured, how easily can you stay in control?



▲ 1 from last survey

Favorable: **49%**

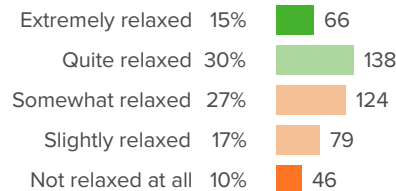
Q.2: How often are you able to pull yourself out of a bad mood?



▲ 0 from last survey

Favorable: **38%**

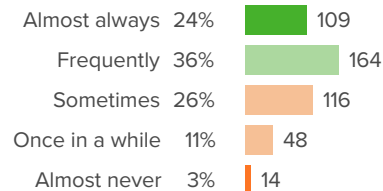
Q.3: When everybody around you gets angry, how relaxed can you stay?



▲ 2 from last survey

Favorable: **45%**

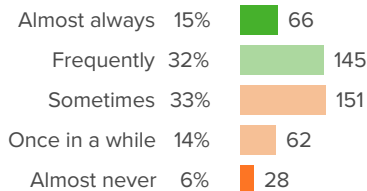
Q.4: How often are you able to control your emotions when you need to?



▲ 0 from last survey

Favorable: **61%**

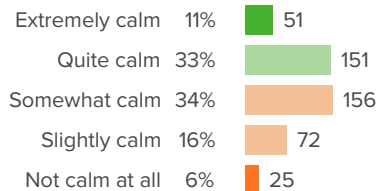
Q.5: Once you get upset, how often can you get yourself to relax?



▼ 2 from last survey

Favorable: **47%**

Q.6: When things go wrong for you, how calm are you able to remain?



▼ 3 from last survey

Favorable: **44%**



Grit

Your average

56%

456 responses

Change

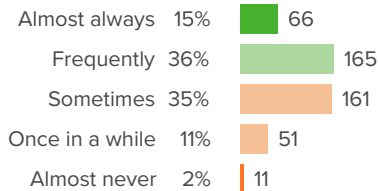
▼ **1**

since last survey

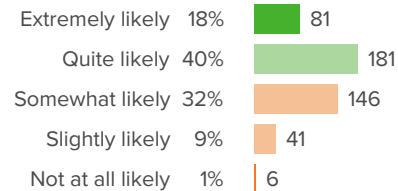
District average: **55%** Washington Township Public Schools (NJ)

How did people respond?

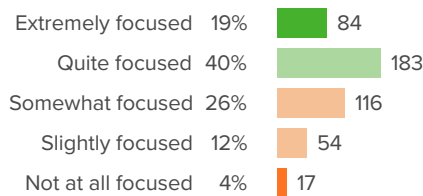
Q.1: How often do you stay focused on the same goal for several months at a time?

▼ **3** from last surveyFavorable: **51%**

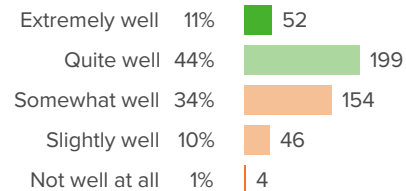
Q.2: If you fail to reach an important goal, how likely are you to try again?

▼ **3** from last surveyFavorable: **58%**

Q.3: When you are working on a project that matters a lot to you, how focused can you stay when there are lots of distractions?

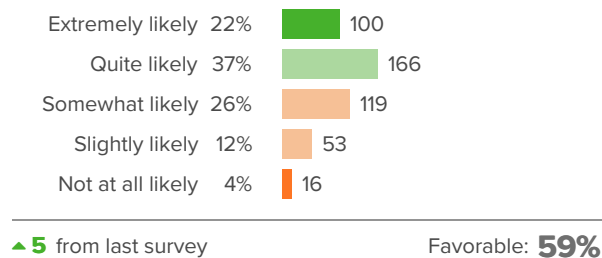
▼ **2** from last surveyFavorable: **59%**

Q.4: If you have a problem while working towards an important goal, how well can you keep working?

▼ **1** from last surveyFavorable: **55%**



Q.5: Some people pursue some of their goals for a long time, and others change their goals frequently. Over the next several years, how likely are you to continue to pursue one of your current goals?





Growth Mindset

Your average

51%

456 responses

Change

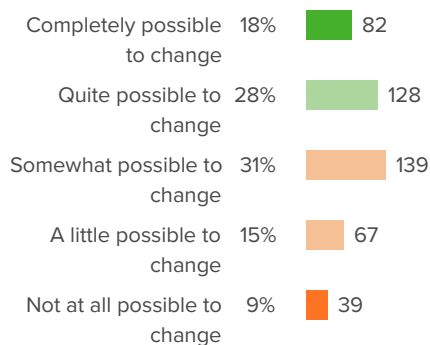
0

since last survey

District average: **50%** Washington Township Public Schools (NJ)

How did people respond?

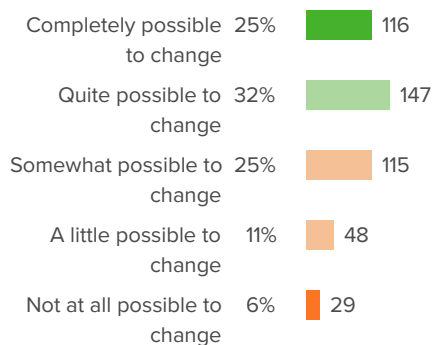
**Q.1: In school, how possible is it for you to change:
Being talented**



▼ 4 from last survey

Favorable: **46%**

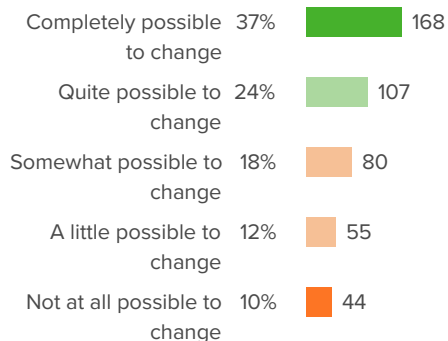
**Q.2: In school, how possible is it for you to change:
Putting forth a lot of effort**



▼ 2 from last survey

Favorable: **58%**

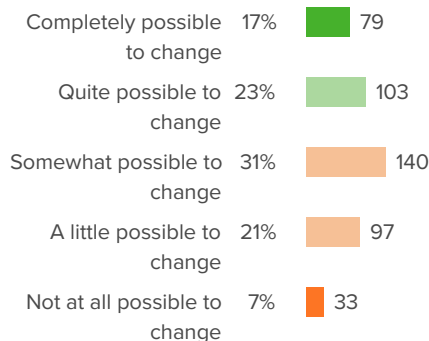
**Q.3: In school, how possible is it for you to change:
Behaving well in class**



▲ 2 from last survey

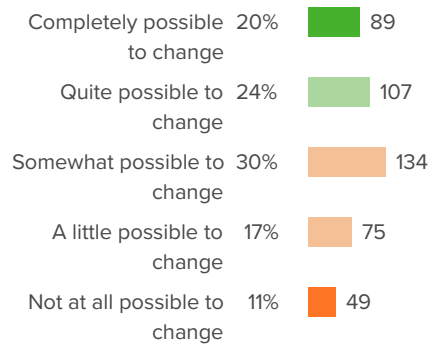
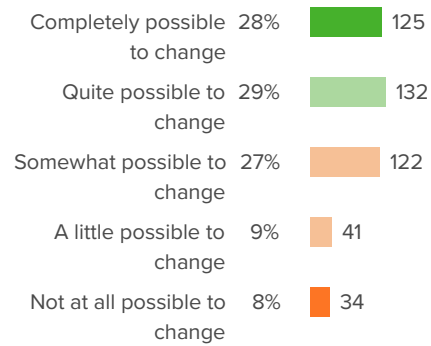
Favorable: **61%**

**Q.4: In school, how possible is it for you to change:
Liking the subject**



▲ 3 from last survey

Favorable: **40%**

**Q.5: In school, how possible is it for you to change:
How easily you give up**▼ **2** from last surveyFavorable: **43%****Q.6: In school, how possible is it for you to change:
Your level of intelligence**▲ **3** from last surveyFavorable: **57%**



Self-Efficacy

Your average

54%

456 responses

Change

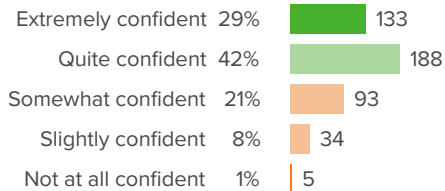
▲ 3

since last survey

 District average: **47%** Washington Township Public Schools (NJ)

How did people respond?

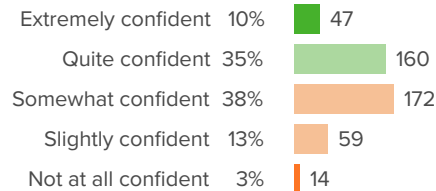
Q.1: How confident are you that you can complete all the work that is assigned in your classes?



▲ 0 from last survey

Favorable: **71%**

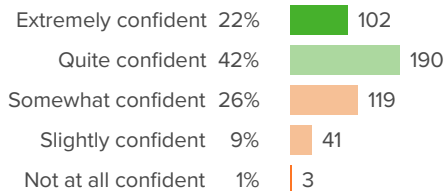
Q.2: When complicated ideas are presented in class, how confident are you that you can understand them?



▲ 1 from last survey

Favorable: **46%**

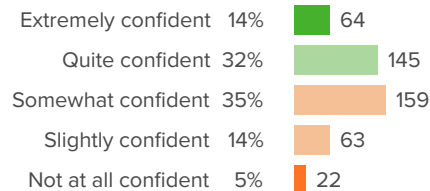
Q.3: How confident are you that you can learn all the material presented in your classes?



▲ 2 from last survey

Favorable: **64%**

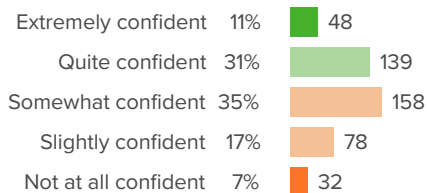
Q.4: How confident are you that you can do the hardest work that is assigned in your classes?



▲ 0 from last survey

Favorable: **46%**

Q.5: How confident are you that you will remember what you learned in your current classes, next year?



▲ 8 from last survey

Favorable: **41%**



Self-Management

Your average

74%

456 responses

Change

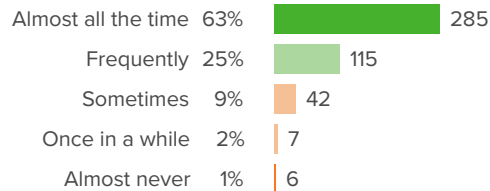
▲ 1

since last survey

 District average: **72%** Washington Township Public Schools (NJ)

How did people respond?

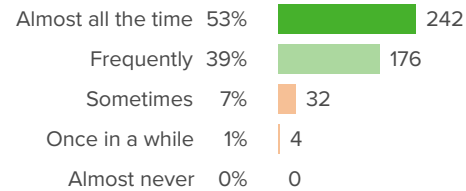
Q.1: During the past 30 days...How often did you come to class prepared?



▲ 5 from last survey

Favorable: **88%**

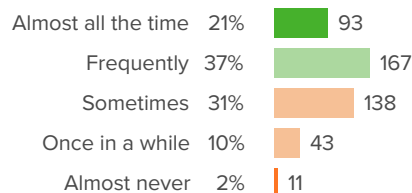
Q.2: During the past 30 days...How often did you follow directions in class?



▲ 2 from last survey

Favorable: **92%**

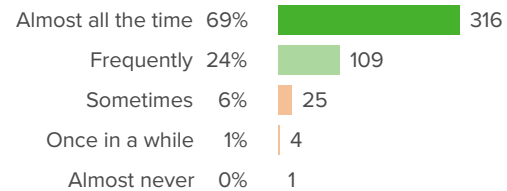
Q.3: During the past 30 days...How often did you get your work done right away, instead of waiting until the last minute?



▲ 0 from last survey

Favorable: **58%**

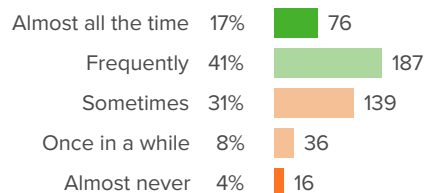
Q.4: During the past 30 days...How often were you polite to adults?



▲ 0 from last survey

Favorable: **93%**

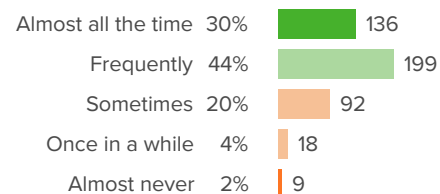
Q.5: During the past 30 days...How often did you pay attention and resist distractions?



▲ 4 from last survey

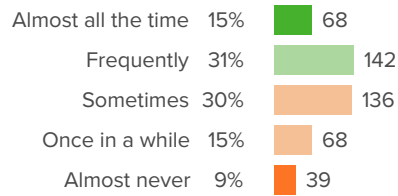
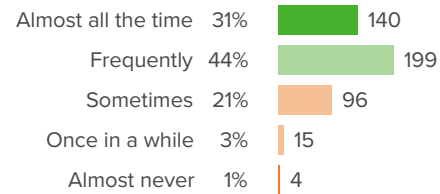
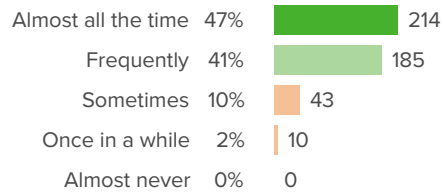
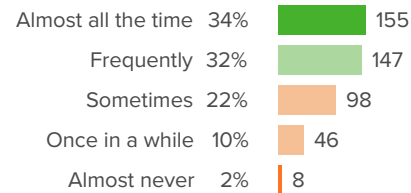
Favorable: **58%**

Q.6: During the past 30 days...When you were working independently, how often did you stay focused?



▲ 4 from last survey

Favorable: **74%**

**Q.7: During the past 30 days...How often did you remain calm, even when someone was bothering you or saying bad things?**▼ **3** from last surveyFavorable: **46%****Q.8: During the past 30 days...How often did you allow others to speak without interruption?**▼ **1** from last surveyFavorable: **75%****Q.9: During the past 30 days...How often were you polite to other students?**▲ **3** from last surveyFavorable: **88%****Q.10: During the past 30 days...How often did you keep your temper in check?**▼ **6** from last surveyFavorable: **67%**



Social Awareness

Your average

67%

456 responses

Change

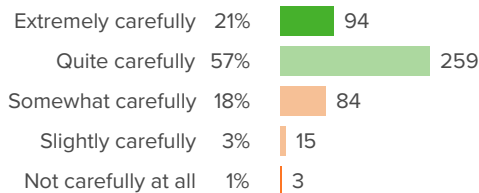
▲ 1

since last survey

District average: **65%** Washington Township Public Schools (NJ)

How did people respond?

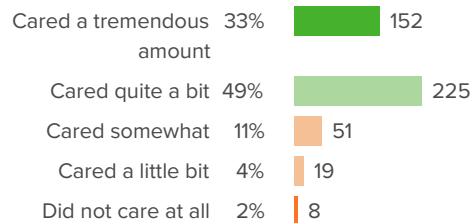
Q.1: During the past 30 days...How carefully did you listen to other people's points of view?



▲ 5 from last survey

Favorable: **78%**

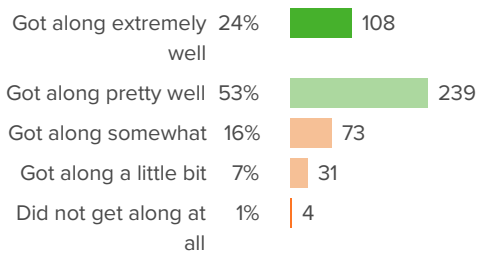
Q.2: During the past 30 days...How much did you care about other people's feelings?



▲ 5 from last survey

Favorable: **83%**

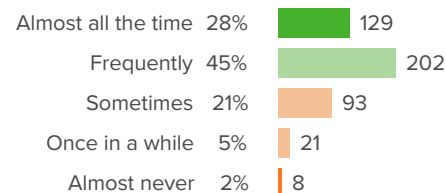
Q.3: During the past 30 days...How well did you get along with students who are different from you?



▲ 3 from last survey

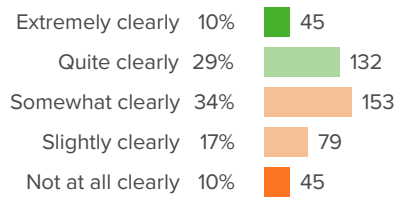
Favorable: **76%**

Q.4: During the past 30 days...How often did you compliment others' accomplishments?

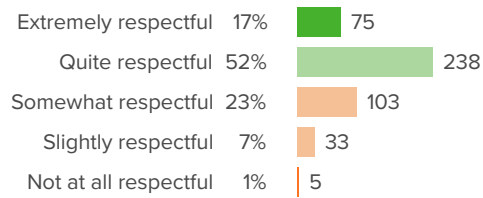


▲ 4 from last survey

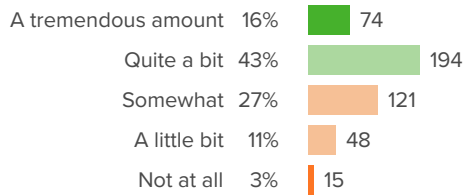
Favorable: **73%**

**Q.5: During the past 30 days...How clearly were you able to describe your feelings?**

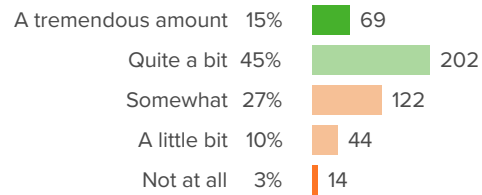
▲ 0 from last survey

Favorable: **39%****Q.6: During the past 30 days...When others disagreed with you, how respectful were you of their views?**

▲ 0 from last survey

Favorable: **69%****Q.7: During the past 30 days...To what extent were you able to stand up for yourself without putting others down?**

▼ 2 from last survey

Favorable: **59%****Q.8: During the past 30 days...To what extent were you able to disagree with others without starting an argument?**

▼ 2 from last survey

Favorable: **60%**



Social Perspective-Taking

Your average

54%

456 responses

Change

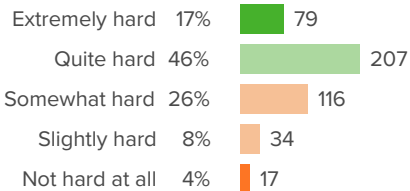
▲ 2

since last survey

District average: **49%** Washington Township Public Schools (NJ)

How did people respond?

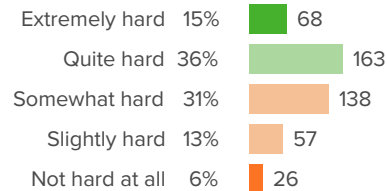
Q.1: How hard do you try to understand your teachers' point of view?



▲ 5 from last survey

Favorable: **63%**

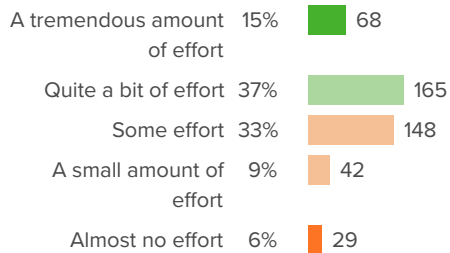
Q.2: During class, how hard do you try to understand what your teachers are feeling?



▲ 0 from last survey

Favorable: **51%**

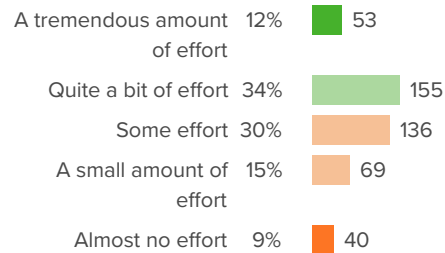
Q.3: Overall, how much effort do you put into figuring out what your teachers are thinking?



▼ 2 from last survey

Favorable: **52%**

Q.4: How much effort have you put into figuring out what your teachers' goals are?

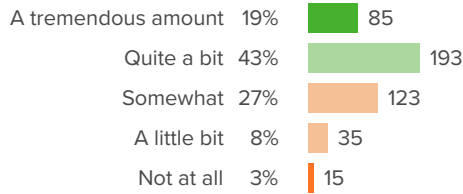


▲ 2 from last survey

Favorable: **46%**



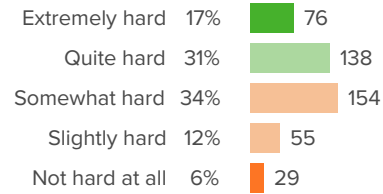
Q.5: How much do you try to understand your teachers' motivation for doing different classroom activities?



▲ 4 from last survey

Favorable: **62%**

Q.6: When your teachers seem to be in a worse mood than usual, how hard do you try to understand the reasons why?



▼ 1 from last survey

Favorable: **47%**